



## How to use the TASCAM DR-05 for recording meetings:

To turn on recorder, press **Power Switch** until display turns on.




To record, Press the **RECORD** button. The **REC** light will blink.



The **Signal Meters** will move to the sounds in the room.

To start recording, press the **Play** button.

The **Recording Timer** will start (this shows that the recording is working)



To end the recording, press the Stop button and the Recording Timer will stop.

Press and hold the Power button until display turns off.